Public Notice of Meeting

Woodway City Council

November 9, 2026 - 5:30 P.M.

Take notice that a regular meeting of the City Council of the City of Woodway, Texas, will be held in the Donald J. Baker Council Chambers at Woodway City Hall, 922 Estates Drive, Woodway, Texas, commencing at 5:30 P.M. on Monday, November 9, 2026, to consider and act upon any lawful subject which may come before it including, among others, the items listed below.

Agenda

Call Meeting to Order

Invocation

1. Invocation

2. Pledge of Allegiance

Public Comment

3. The City Council invites citizens to address the Council on any matter, including items on the agenda, except public hearings that are included on the agenda. Comments related to Public Hearings will be heard when the specific hearing starts. Please limit your comments to three (3) minutes per Resolution R-87-11. The Council is not permitted to take any action or discuss any item not listed on the agenda. When called to speak, please state your name and address, and if speaking on a specific agenda item, state the item before beginning your comments.

Presentations

4. Quarterly presentation - Finance Department (regarding general fund revenues and expenses, utility fund revenues and expenses, and tourism fund revenues and expenses through September 30, 2026)

Consent Agenda

The Consent Agenda consists of non-controversial, routine and budgeted items which require no public hearing. The Consent Agenda is subject to being approved with one single motion; however, the Mayor or any City Councilmember may remove any item from the Consent Agenda for separate discussion and consideration.

5. Discussion and consider action on minutes of the regular City Council meeting held October 26, 2026, at 5:30 p.m.

6. Discussion and consider action on Resolution R-26-17, setting the 2027 City Council meeting schedule

7. Consider action on consent agenda

City Manager and City Council Reports

8. City Manager's Report (Briefings or updates may be provided regarding City services, administrative/ personnel matters, real estate/development, infrastructure, events, regulations, community and intergovernmental relations issues.)

9. City Council Reports (Briefings or updates may be provided regarding City Council committee and liaison assignments.)

Closing Item

10. Consider action on adjournment

Councilmembers unable to attend in person may participate via videoconference in accordance with Chapter 551 of the Texas Government Code.

I certify that the above notice of meeting was posted at Woodway City Hall, 922 Estates Drive, Woodway, Texas, on the 3rd day of November 2026 at 5:00 P.M.

Kasia Redden

Kasia Redden, City Secretary

This facility is wheelchair accessible, and accessible parking spaces are available. Requests for accommodations or interpretive services must be made 48 hours prior to this meeting. Please contact the City Secretary's Office at (254) 772-4480 or email kredden@woodwaytexas.gov for further information.

Item: 4

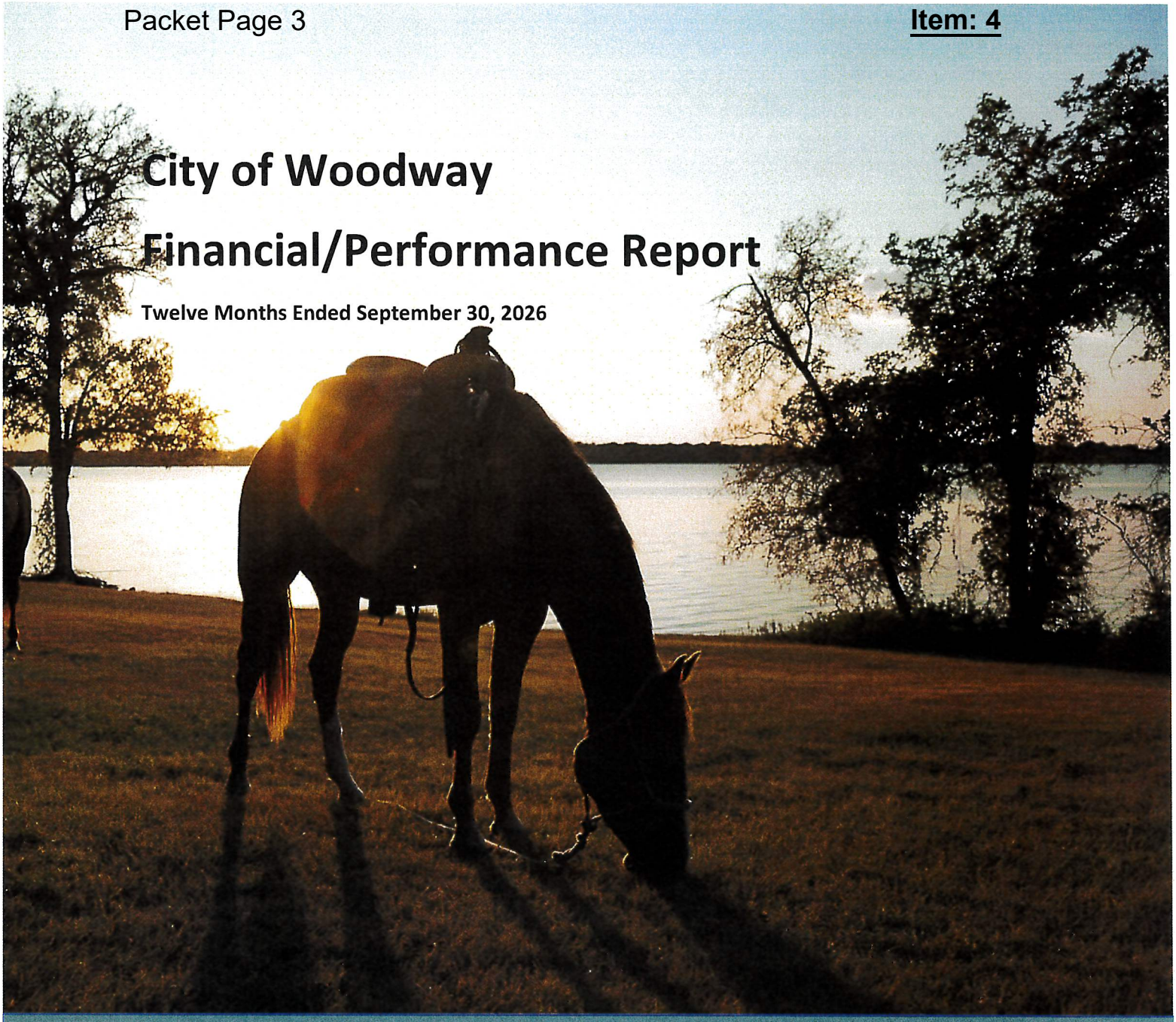

City of Woodway

Financial/Performance Report

Twelve Months Ended September 30, 2026

City Manager
Adam Niolet, CPM, ICMA-CM

Assistant City Manager
Jennifer Rogers, CPM, TRMC

Finance Director
Brenda Hernandez, CPA , CPM

Assistant Finance Director
Emily Davis, CPA

For Twelve Months Ended September 30, 2026
100% of Fiscal Year Expired

Disclaimer: The unaudited numbers presented in this financial report reflect the FY 2026 financials as of October 28, 2026, the date this report was prepared. Invoices and revenue related to FY 2026 will continue to trickle in through calendar year-end; therefore, the numbers are subject to change.

General Fund

General Fund revenues totaled $12,964,102, or 101% of budget, and expenditures totaled $12,743,507, 99% of budget. The excess of revenues over expenditures totaled $220,595, with $72,263 in open purchase orders at year-end, resulting in an unaudited surplus of $148,332. Much of this excess can be attributed to sales tax revenues coming in over budget and conservative spending within the general fund.

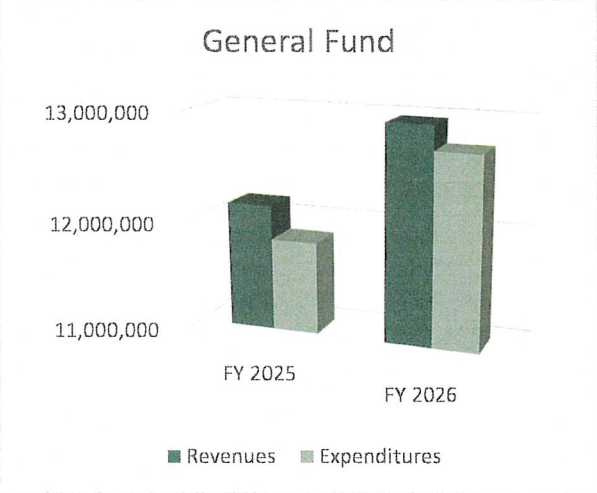

CBA/Pavilion Fund

CBA/Pavilion fund revenues totaled $1,102,128, or 103 % of budget, and expenditures totaled $1,102,128 or 103% of budget. This resulted in the fund breaking even with transfers from Tourism and the General Fund.

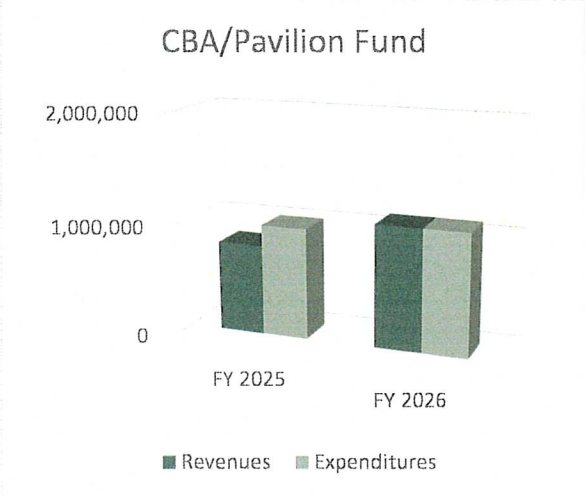

For Twelve Months Ended September 30, 2026
100% of Fiscal Year Expired

Utility Fund

Utility fund revenues totaled $7,876,780, or 96% of budget, and expenses totaled $8,208,803, or 100% of budget. This led to a $332,023 deficit in the utility fund, primarily due to water and sewer charges coming in below projections and excess costs incurred for wholesale water purchased from the City of Waco. The City completed a formal water rate study during the year, resulting in the adoption of a 5-year rate plan to ensure this fund is self-supporting in the future.

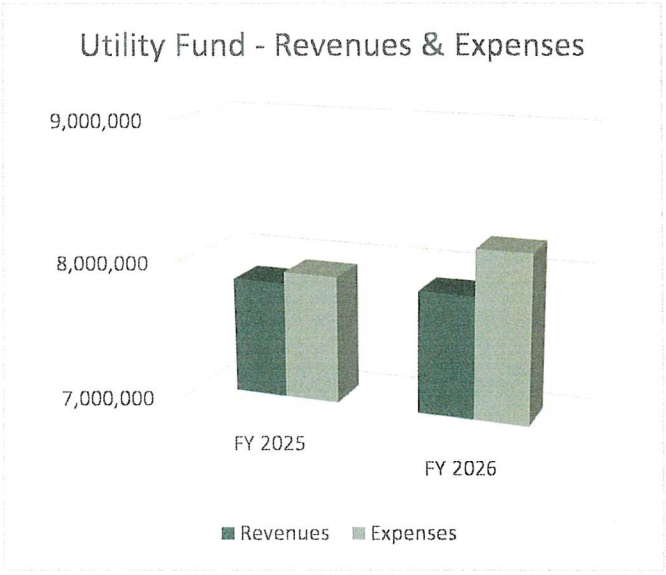

Sanitation Fund

Sanitation Fund revenues totaled $1,931,034, or 102% of the budget, and expenses totaled $1,885,146, or 100% of budget. The unaudited year-end surplus totaled $45,888.

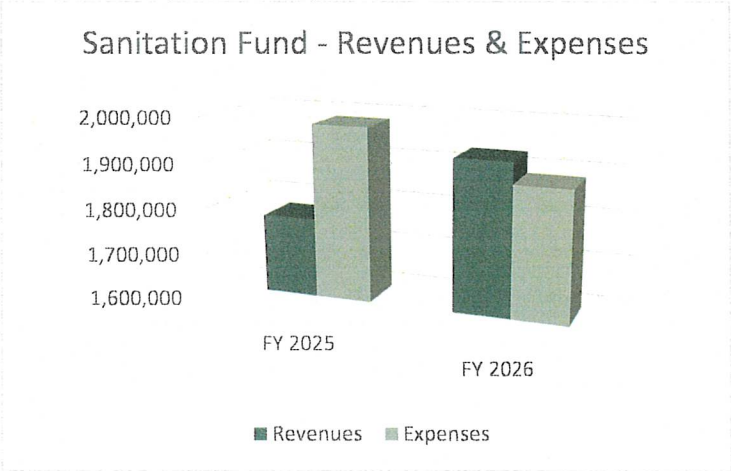

For Twelve Months Ended September 30, 2026
100% of Fiscal Year Expired

Cash & Investments

The City maintains operating cash accounts at sufficient levels to cover monthly expenses while investing fund balances to optimize returns. The City's cash and investment portfolio as of September 30 totaled $16,714,137, which includes $3,443,590 of bond funds, and consists of the following breakdown:

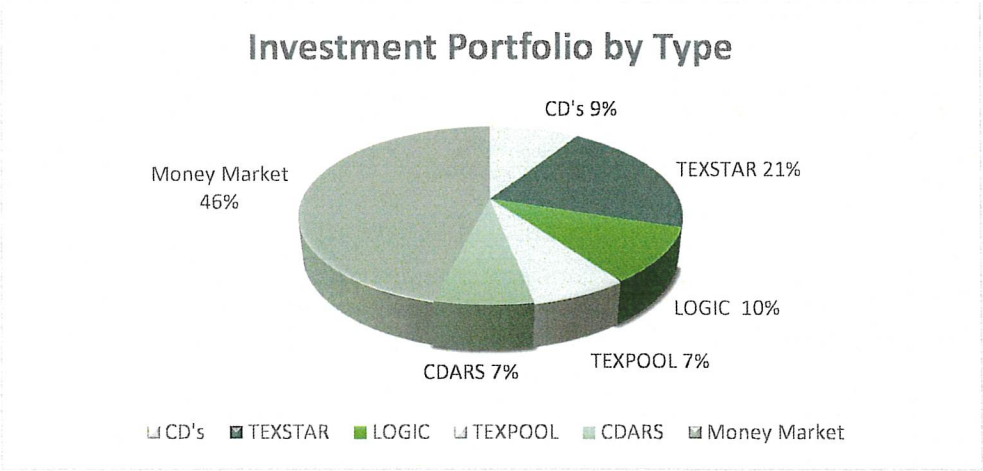

Due to the Federal Reserve cutting rates in 2025 and 2026, the City saw a decrease in investment rates for FY 26. The average Money Market interest rate decreased 10% from 3.78% to 3.39%, the average TEXPOOL interest rate decreased 9% from 4.14% to 3.76%, LOGIC decreased 13% from 4.46% to 3.87%, and the average TEXSTAR interest rate also decreased 9% from 4.12% to 3.74%. The 1-year $1,500,000 CD at First National Bank of Central Texas, which matured in September 2026, earned 3.70%. The City reinvested this CD at 3.45% for 6 months, anticipating a rate hike before calendar year-end. The 1-year 4.25% interest $240,000 CD with TFNB matured in April 2026 and was reinvested at 3.75%. Lastly, the City continues to invest in CDARs to diversify its investment portfolio. However, for liquidity purposes, the City reduced this investment during the year. City Staff will continue to monitor interest rates closely to maximize the City's return on its investments while maintaining appropriate liquidity and security, in accordance with the City's Investment Policy and the Public Funds Investment Act.

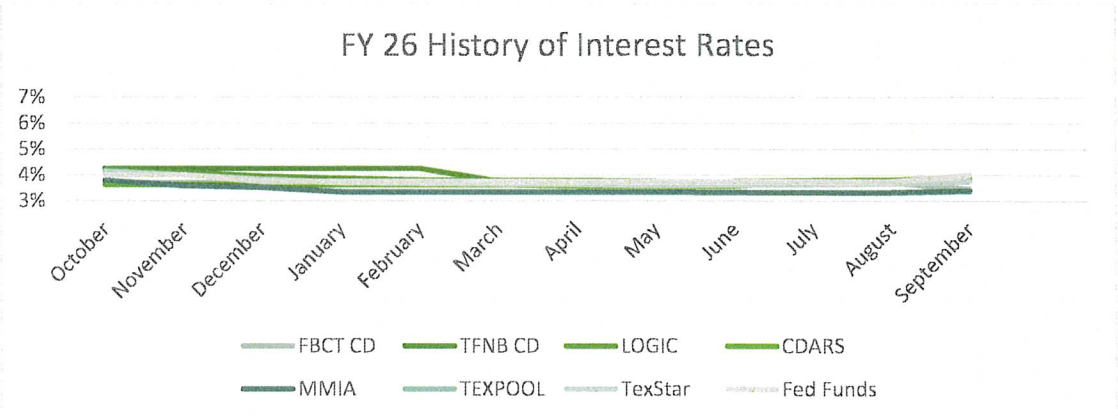

Tourism Fund

The Tourism Fund totaled $766,699, or 89% of the budget, and expenditures totaled $766,699, or 95% of the budget, resulting in the fund breaking even for 2026.

Finance/Customer Service Operations

The City's auditors will arrive in December to begin fieldwork and aim to finalize the annual audit and present it to City Council in March 2027. Staff is completing the FY 2027 digital budget book for publication on the City's website and submission to the GFOA before Thanksgiving.

The quarterly report will continue to be presented in this format unless the City Council desires any changes. If you have suggestions or information you would like added to the quarterly report, please contact the City Manager.

For Twelve Months Ended September 30, 2026
100% of Fiscal Year Expired

General Fund Revenues

		FY 2026			FY 2025		
	Revenue Source	BUDGET	YTD	%	BUDGET	YTD	%
	PROPERTY TAXES						
1	Property Taxes	$ 6,431,880	$ 6,477,758	101%	$ 5,680,115	$ 5,621,421	99%
1	Delinquent Property Taxes	20,000	17,026	85%	15,000	27,120	181%
	Interest & Penalties	35,000	32,786	94%	35,000	38,307	109%
	Total Property Taxes	**$ 6,486,880**	**$ 6,527,569**	101%	**$ 5,730,115**	**$ 5,686,847**	99%
	SALES TAX						
	Sales Tax (1%)	$ 3,058,100	$ 3,089,494	101%	$ 2,885,000	$ 3,068,250	106%
	Sales Tax (.5%)	1,526,400	1,544,747	101%	1,440,000	1,534,125	107%
2	Sales Tax/380 Rebates	(20,000)	-	0%	(20,000)	(22,207)	0%
	Total Sales Tax	**$ 4,564,500**	**$ 4,634,240**	102%	**$ 4,305,000**	**$ 4,580,168**	106%
	FRANCHISE FEES						
	Oncor Electric Franchise	$ 375,000	$ 345,563	92%	$ 375,000	$ 361,654	96%
	Telecommunication Franchise	14,000	9,346	67%	14,000	9,323	67%
3	Atmos Gas Franchise	245,000	266,603	109%	250,000	228,847	92%
4	Cable Television Franchise	122,570	91,698	75%	122,570	75,626	62%
	Total Franchise Fees	**$ 756,570**	**$ 713,209**	94%	**$ 761,570**	**$ 675,449**	89%
	OTHER REVENUE SOURCES						
5	Permits	$ 154,000	$ 166,734	108%	$ 146,000	$ 140,095	96%
	Court Fines & Misc Fees	116,550	87,264	75%	137,050	89,953	66%
6	Interest Income	206,000	196,490	95%	196,000	210,129	107%
	Mixed Beverage Tax	18,000	23,141	129%	15,000	17,448	116%
	Park Reservations	17,500	18,564	106%	15,000	18,355	122%
	Animal Control Fees	500	375	75%	500	100	20%
7	Service Charges-Enterprise Funds	247,653	247,653	100%	529,035	529,035	100%
	Dispatch Services	48,000	48,000	100%	48,000	48,000	100%
	Misc. Income	9,820	8,905	91%	6,652	16,283	245%
	Lease Revenue/Amortization	19,900	19,350	97%	20,900	19,040	91%
8	Family Center Revenues	155,000	119,195	77%	180,000	86,027	48%
	Grant Proceeds	-	2,700		-	-	
9	Insurance Proceeds	-	137,698		-	23,400	
	Intergovernmental Revenue	15,000	13,015	87%	15,000	17,578	
	Total Other Revenue Sources	**$ 1,007,923**	**$ 1,089,084**	108%	**$ 1,309,137**	**$ 1,215,441**	93%
	TOTAL REVENUES	***$ 12,815,873***	***$12,964,102***	101%	***$12,105,822***	***$12,157,906***	100%

For Twelve Months Ended September 30, 2026
100% of Fiscal Year Expired

Notes:

1: **Property/Delinquent Taxes**— The $856k increase in property taxes directly correlates with an increase in the property tax rate as well as an increase in tax rate allocation to the general fund. For FY 2026, the tax rate adopted was 0.363836, of which 93% was allocated to the general fund, compared to FY 2025's tax rate of 0.357865, of which 83% was allocated to the general fund. Additionally, delinquent taxes fluctuate annually based on collections of past balances.

2: **Sales Tax Rebates** – During FY 25, the city had two 380 agreements in place. One agreement terminated October 1, 2025. The contracted party in the second agreement did not qualify for a rebate during FY 2026. As a result, there are no sales tax rebates in FY 26.

3: **Cable Television Franchise** – The difference is due to the timing of the annual audit adjustment. Present in FY 25 but not yet recorded in FY 26.

4: **ATMOS Gas Franchise** – ATMOS pays franchise tax in February based on the previous calendar year's collections. Revenue increased because the average cost of natural gas rose from $2.52 to $3.72 per thousand cubic feet from calendar year 2024 to 2025.

5: **Permits** – The $26k increase in permits directly correlates with the increase in permits issued. As of September 30, 2026, 938 permits were issued, compared to 927 in FY 25. Additionally, permit revenue varies by permit type.

6: **Interest Income** – Decrease in interest income correlates with a decrease in the interest rate and the amount invested. At 9/30/26, $9.14M was invested at an average rate of 3.71% compared to 9/30/25's $11.85M at 4.07%.

7: **Service Charges** – Service charges have historically comprised a percentage of the general fund departmental budgets paid by the water/sewer fund and excess revenue over expenditures from the sanitation fund. Beginning in FY 26, the budget removed the sanitation fund service charge to offset anticipated cost increases associated with the closure of the Hannah Hill landfill.

8: **Family Center Revenues** – The $33k increase in WFC revenues correlates with an increase in programming, programming participation, and new monthly membership revenue.

9: **Insurance Proceeds** – Insurance proceeds fluctuate based on the quantity and severity of insurance claims incurred. This amount relates to significant repair costs for the bucket on the ladder truck, which was damaged during training/inclement weather.

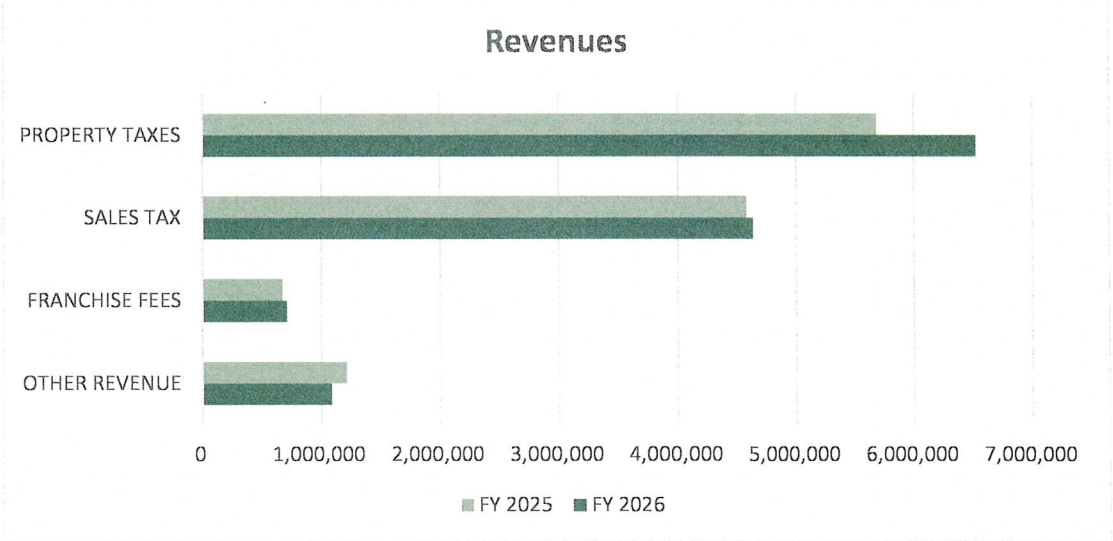

For Twelve Months Ended September 30, 2026
100% of Fiscal Year Expired

General Fund Expenditures

	FY 2026			FY 2025		
Expenditures by Division	BUDGET	YTD	%	BUDGET	YTD	%
General Government						
City Secretary	$ 295,774	$ 297,827	101%	$ 282,024	$ 276,220	98%
Administration	857,268	825,193	96%	840,732	837,947	100%
Finance	652,948	659,489	101%	600,512	603,536	101%
1 Non-Departmental	410,952	595,657	145%	244,217	223,852	92%
Total General Government	**$ 2,216,942**	**$ 2,378,167**	107%	**$ 1,967,485**	**$ 1,941,555**	99%
Public Safety						
Public Safety	$ 7,372,205	$ 7,294,216	99%	$ 7,193,588	$ 6,976,084	97%
Municipal Court	255,893	245,083	96%	241,230	236,225	98%
Total Public Safety	**$ 7,628,098**	**$ 7,539,298**	99%	**$ 7,434,818**	**$ 7,212,309**	97%
Community Services						
Streets	$ 692,641	$ 692,197	100%	$ 635,373	$ 655,716	103%
2 Parks	575,936	545,046	95%	527,412	494,497	94%
Public Buildings	334,823	307,640	92%	303,564	335,051	110%
Administration/Inspections	539,268	521,648	97%	509,118	518,429	102%
Total Community Services	**$ 2,142,668**	**$ 2,066,531**	96%	**$ 1,975,467**	**$ 2,003,693**	101%
Community Programs						
Community Development	$ 40,000	$ 41,330	103%	$ 50,000	$ 34,065	68%
Youth Commission	3,000	1,237	41%	3,000	1,318	44%
Woodway Family Center	785,165	716,943	91%	675,052	672,065	100%
Total Community Programs	**$ 828,165**	**$ 759,510**	92%	**$ 728,052**	**$ 707,448**	97%
TOTAL EXPEDITURES	***$12,815,873***	***$12,743,507***	99%	***$12,105,822***	***$11,865,004***	98%

For Twelve Months Ended September 30, 2026
100% of Fiscal Year Expired

General Fund Expenditures (continued)

Notes:
1: **Nondepartmental** – The increase is primarily attributed to an overall increase in the non-departmental budget in FY 26. The City did not incur costs for social media archiving software and network switches last year but anticipated and budgeted for them in FY 26. Additionally, the City budgeted $181,451 to balance the CBA/Pavilion fund, but actual cost totaled $287,918. Lastly, the City incurred $58k in legal fees due to pending litigation that was not present in the prior year.
2: **Parks** – This increase is primarily attributed to an overall increase in the parks budget. Specifically, the City budgeted and purchased a mower from the park's operating account and increased its transfer to the equipment replacement fund.

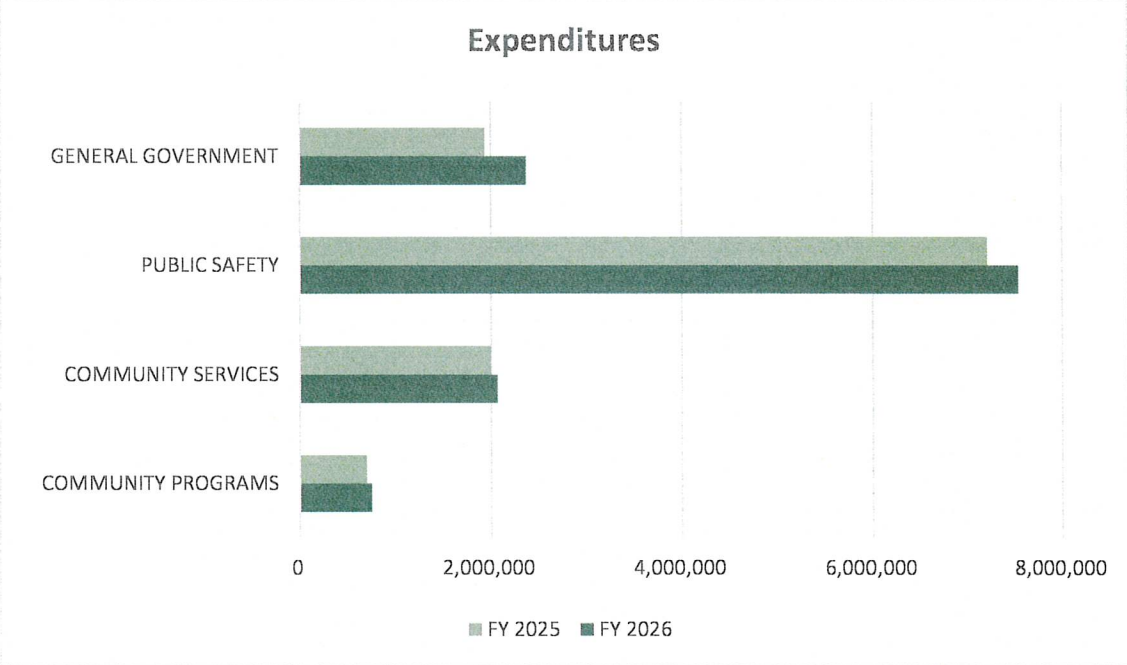

For Twelve Months Ended September 30, 2026
100% of Fiscal Year Expired

Sales & Use Tax Comparison

Month	Prior Year			Current Year			
	Budget	Actual	%	Budget	Actual	Budget v. Actual $	Budget v. Actual %
October	$ 365,369	$ 378,329	8.36%	$ 374,423	$ 384,589	$ 10,166	2.72%
November	383,139	378,089	8.36%	374,185	429,287	55,102	14.73%
December	390,919	364,601	8.06%	360,836	419,151	58,315	16.16%
January	351,495	329,374	7.28%	325,973	377,834	51,862	15.91%
February	351,171	449,822	9.95%	445,177	436,209	(8,969)	-2.01%
March	318,308	334,537	7.40%	331,083	311,579	(19,504)	-5.89%
April	326,163	319,573	7.07%	316,273	321,287	5,014	1.59%
May	370,659	400,707	8.86%	396,569	435,716	39,147	9.87%
June	333,925	367,131	8.12%	363,340	348,841	(14,498)	-3.99%
July	349,679	411,877	9.11%	407,624	358,923	(48,701)	-11.95%
August	399,953	436,515	9.65%	432,008	421,998	(10,010)	-2.32%
September	384,220	374,476	8.28%	370,609	388,825	18,215	4.91%
	Less Rebates:	(22,207)		Less Rebates:	-		
TOTAL	$ 4,325,000	$ 4,522,824		$ 4,498,100	$ 4,634,240	$ 136,140	

Collections to budget 103.03%

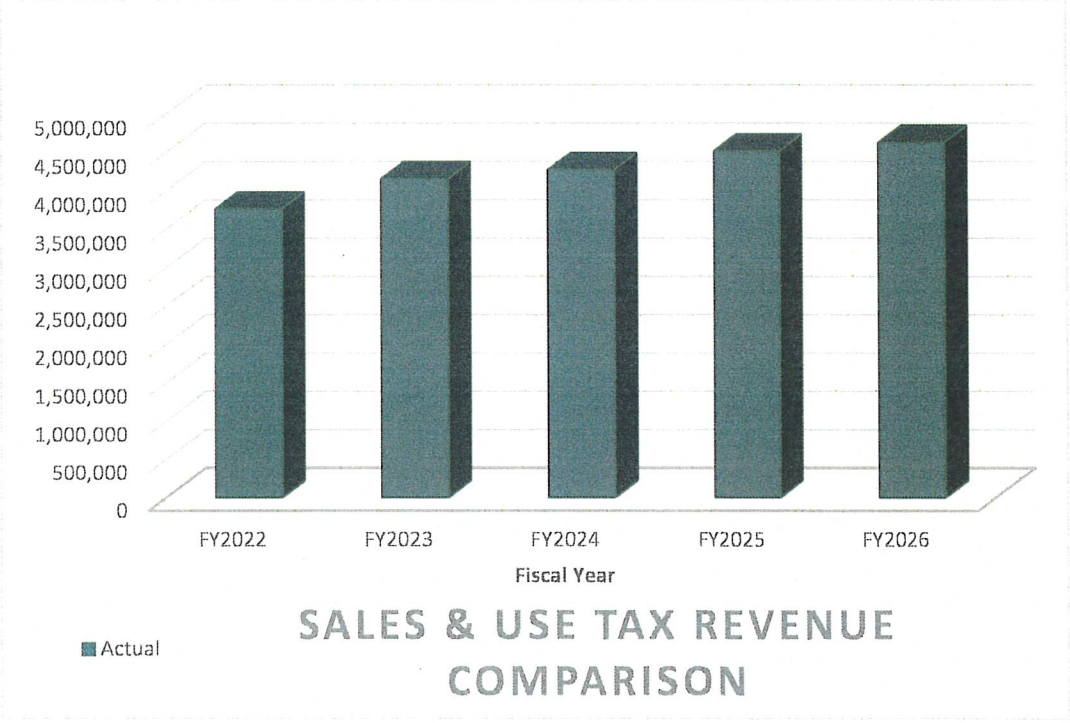

For Twelve Months Ended September 30, 2026
100% of Fiscal Year Expired

Utility Fund Revenues

	FY 2026			FY 2025		
REVENUE SOURCE	BUDGET	YTD	%	BUDGET	YTD	%
WATER SERVICE CHARGES						
Water Sales - Residential	$ 4,103,000	$ 3,884,875	95%	$ 4,103,000	$ 3,874,850	94%
Water Sales - Commercial	1,000,000	943,647	94%	970,690	1,040,518	107%
Water Sales - Wholesale	136,800	151,256	111%	136,800	142,156	104%
Water Taps	45,000	22,350	50%	33,000	36,300	110%
Reconnects & Transfers	87,592	89,164	102%	93,500	81,248	87%
1 Total Water Charges	**$ 5,372,392**	**$ 5,091,291**	95%	**$ 5,336,990**	**$ 5,175,072**	97%
SEWER SYSTEM CHARGES						
Sewer Charges - Residential	$ 2,405,305	$ 2,355,778	98%	$ 2,420,000	$ 2,256,670	93%
Sewer Charges - Commercial	233,199	237,229	102%	240,845	226,980	94%
Sewer Taps	16,000	6,500	41%	9,900	15,975	161%
Total Sewer Charges	**$ 2,654,504**	**$ 2,599,507**	98%	**$ 2,670,745**	**$ 2,499,625**	94%
OTHER INCOME						
2 Interest Income	$ 45,000	$ 18,330	41%	$ 28,866	$ 31,645	110%
3 Miscellaneous Income	19,495	34,833	179%	5,000	50,298	1006%
4 Insurance Proceeds	100,000	132,820	133%	-	81,591	
Total Other Income	**$ 164,495**	**$ 185,983**	113%	**$ 33,866**	**$ 163,534**	483%
TOTAL INCOME	**$ 8,191,391**	**$ 7,876,780**	96%	**$ 8,041,601**	**$ 7,838,231**	97%

Notes:

1: **Total Water Charges** – The decrease in water revenue correlates with the 23M decrease in gallons sold for residential/commercial customers. During fiscal year 2026, 711M gallons were consumed compared to FY 25's consumption of 734M.

2: **Interest Income** – The decrease in interest income is due to a decrease in interest rates and cash/investment balances for the utility fund.

3: **Miscellaneous** – This income derives from a refund due to underuse of the City of Waco's WMARSS as well as miscellaneous proceeds from disposal of scrap metal. In 2026, we did not dispose of any scrap metal and saw a $4,617 decrease in Waco's refund.

4: **Insurance Proceeds** – Insurance proceeds fluctuate based on the quantity and severity of insurance claims incurred related to repairs on wells, lift stations, vehicles, and equipment.

For Twelve Months Ended September 30, 2026
100% of Fiscal Year Expired

Utility Fund Revenues (continued)

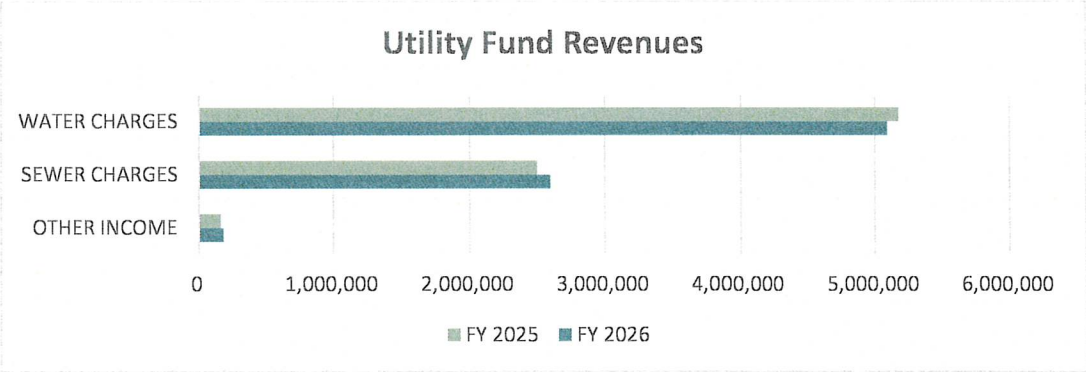

Utility Fund Expenses

	FY 2026			FY 2025		
Expenditures by Division	BUDGET	YTD	%	BUDGET	YTD	%
Water Service	$ 4,081,089	$ 4,340,243	106%	$ 3,909,836	$ 4,032,080	103%
Sewer Service	1,703,220	1,560,128	92%	1,741,762	1,511,216	87%
Customer Service	2,407,082	2,308,431	96%	2,390,003	2,377,850	99%
TOTAL EXPENDITURES	**$ 8,191,391**	**$ 8,208,803**	100.21%	**$ 8,041,601**	**$ 7,921,146**	99%

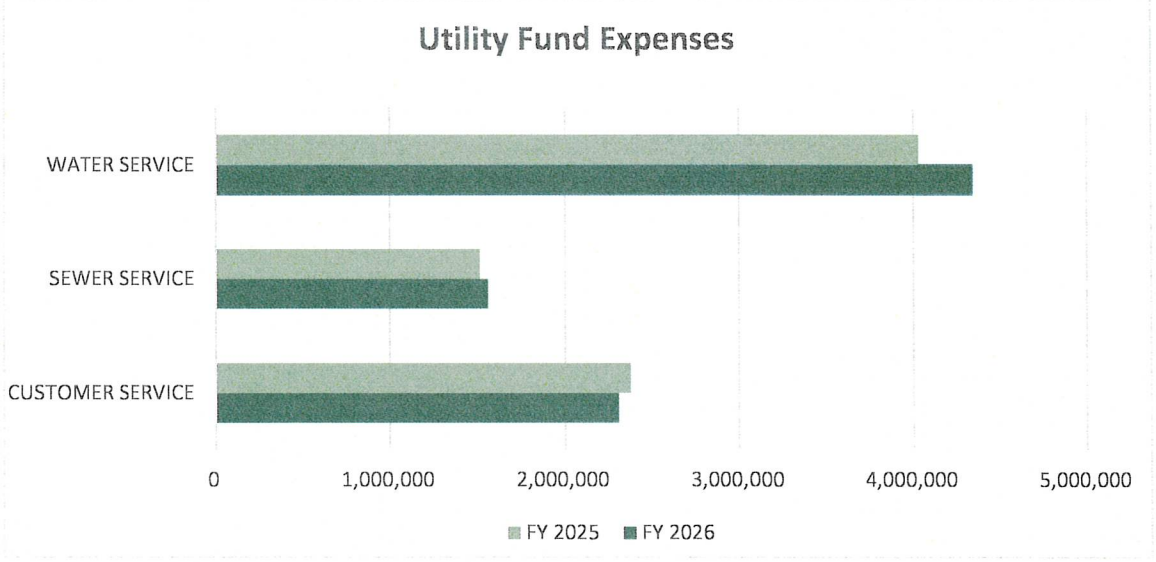

For Twelve Months Ended September 30, 2026
100% of Fiscal Year Expired

Water & Sewer System

	FY2026	FY2025
Revenues:		
Water Sales	$ 4,979,777	$ 5,057,524
Water Taps	22,350	36,300
Reconnects & Transfers	89,164	81,248
Other Income (75%)	139,487	122,650
Total Revenues	**$ 5,230,778**	**$ 5,297,722**
Expenses:		
Water Service	$ 4,340,243	$ 4,032,080
Customer Services less Debt Service (75%)	357,093	409,607
Debt Service	118,713	115,410
Total Expenses	**$ 4,816,050**	**$ 4,557,097**
Increase in net position	**$ 414,728**	**$ 740,625**

	FY2026	FY2025
Revenues:		
Sewer Charges	$ 2,593,007	$ 2,483,650
Sewer Taps	6,500	15,975
Other Income (25%)	46,496	40,883
Total Revenues	**$ 2,646,002**	**$ 2,540,509**
Expenses:		
Sewer Service	$ 1,560,128	$ 1,511,216
Customer Services less Debt Service (25%)	119,031	136,536
Debt Service	1,713,594	1,716,297
Total Expenses	**$ 3,392,753**	**$ 3,364,049**
(Decrease) in net position	**$ (746,751)**	**$ (823,540)**
Total decrease in net position	**($332,023)**	**($82,915)**

Notes:

The water/sewer fund was not self-supporting as of September 30, 2026. In FY 26, the utility fund experienced a revenue decline due to a 23.1M-gallon decrease in water consumption. Meanwhile, the fund experienced an 8% increase in water and a 3% increase in sewer operations. This resulted in a $332,023 deficit. Council adopted a 5-year rate plan and approved implementing smart water meters beginning in FY 2027 to address this deficit.

For Twelve Months Ended September 30, 2026
100% of Fiscal Year Expired

Sanitation Fund Revenues & Expenses

	FY 2026			FY 2025		
Revenue Source	BUDGET	YTD	%	BUDGET	YTD	%
Sanitation Fund						
1 Waste Collection Franchise	$ 85,060	$ 87,573	103%	$ 66,341	$ 69,614	105%
Residential	1,130,000	1,137,884	101%	1,068,300	1,067,398	100%
2 Commercial	670,000	705,428	105%	801,225	636,146	79%
Interest Income	1,000	150	15%	1,000	90	9%
	$ 1,886,060	**$ 1,931,034**	102%	**$ 1,936,866**	**$ 1,773,248**	92%

	FY 2026			FY 2025		
Expenditures by Division	BUDGET	YTD	%	BUDGET	YTD	%
Sanitation Fund						
3 Service Charges-GF	$ -	$ -		$ 298,866	$ 298,866	100%
4 Disposal-Landfill	143,484	143,484	100%	276,000	275,352	100%
5 Residential	1,125,000	1,007,270	90%	850,000	867,529	102%
5 Commercial	593,500	714,254	120%	500,000	524,758	105%
Hazard Waste	24,076	20,137	84%	12,000	16,613	138%
TOTAL EXPENDITURES	**$ 1,886,060**	**$ 1,885,146**	100%	**$ 1,936,866**	**$ 1,983,119**	102%

Notes:

1: **Waste Collection Franchise** – This revenue derives from 5% of Frontier's monthly charge to the city. Because Frontier's monthly charges rose, the city saw a corresponding increase in revenue.

2: **Commercial** – The increase in commercial charges is due to the rise in rates during FY 2026 as well as an increase in the number of commercial accounts/roll-offs ordered.

3: **Service Charges** – Beginning in FY 26, this service charge was removed from the budget.

4: **Disposal Landfill** – This expense was paid directly to the City of Waco for monthly Hannah Hill landfill usage. Because of the midyear landfill closure, FY 2026 incurred only 5 months of landfill costs, compared with 12 months in FY 2025. Landfill costs are now paid indirectly to Frontier through their monthly billing.

5: **Residential/Commercial** – The increase in costs is due to the opening of the new landfill on March 1, 2026, increasing the City's monthly costs.

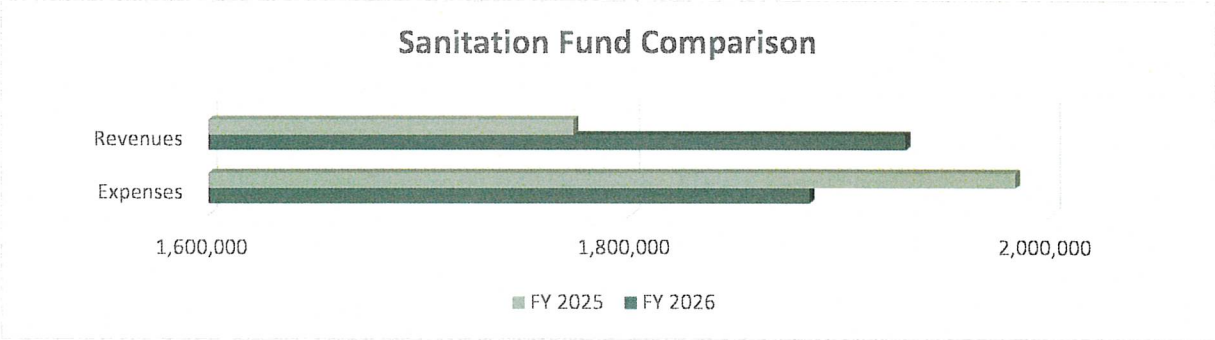

For Twelve Months Ended September 30, 2026
100% of Fiscal Year Expired

Cash Accounts

September 30, 2026

Type	Account Name	Bank Balance 6/30/2026	Bank Balance 9/30/2026	$Variance
Checking Accounts				
	Combined Operating Fund	$ -	$ -	$ -
	CBA Interest Proceeds	14,276	33	(14,244)
	Subtotal:	$ 14,276	$ 33	$ (14,244)
Money Market Investment Accounts				
	Combined Investment	$ 10,121,653	$ 7,372,163	$ (2,749,491)
	Water Deposit Escrow	123,536	121,298	(2,238)
	Builder's Deposits	12,149	12,250	101
	Subtotal:	$ 10,257,338	$ 7,505,711	$ (2,751,627)
Savings Accounts				
	Drug Seizure Restricted Fund	$ 3,346	$ 3,351	$ 4
	Asset Forfeiture Restricted Fund	57,716	58,197	481
	Subtotal:	$ 61,063	$ 61,548	$ 486
Total Cash Accounts		**$ 10,332,677**	**$ 7,567,292**	**$ (2,765,385)**

Notes:
Decrease in cash accounts attributed to the following:

1. $1,807,666 debt service payments made 8/13/2026
2. $847,235 to City of Waco for water purchases from July-September 2026
3. Routine budgeted expenditures and capital outlay from July-September 2026

For Twelve Months Ended September 30, 2026
100% of Fiscal Year Expired

Investments

September 30, 2026

Account Name	CD #	Interest Rate	Balance 06/30/2026	Additions	Maturities	Balance 09/30/2026	Accrued Interest
Certificates of Deposit							
FNBCT	150046	3.45%	$ 1,500,000	$ -	$ -	$ 1,500,000	$ 3,163
Date of Maturity	03/21/2027						
TFNB	57902						
Date of Maturity	04/17/2027	3.75%	$ 240,000	$ -	$ -	$ 240,000	$ 4,150
CDARS			$ 1,740,000	$ -	$ -	$ 1,740,000	$ 7,313
American Bank:							
13-Week	1032929024	3.60%	$ 250,000	$ -	$ (250,000)	$ -	$ -
Date of Maturity	09/17/2026						
26-Week	1032929024	3.52%	$ 763,774	$ -	$ (763,774)	$ -	$ -
Date of Maturity	09/17/2026						
13-Week	1033752942	3.71%	$ -	$ 252,254	$ -	$ 252,254	$ 1,259
Date of Maturity	11/12/2026						
52-Week	1034006918	3.96%	$ -	$ 500,000	$ -	$ 500,000	$ 380
Date of Maturity	03/25/2027						
52-Week	1033252311	3.59%	$ 500,000	$ -	$ -	$ 500,000	$ 6,932
Date of Maturity	05/14/2027		$ 1,513,774	$ 752,254	$ (1,013,774)	$ 1,252,254	$ 8,571
Local Government Investment Pools							
Logic							
LT Capital Projects	1393948001	3.83%	$ 1,604,776	$ 15,549	$ -	$ 1,620,325	$ -
Texpool							
General Fund	1551700003	3.69%	$ 983,353	$ 9,185	$ -	$ 992,538	$ -
Utility Fund	1551700001	3.69%	$ 97,231	$ 908	$ -	$ 98,139	$ -
			$ 1,080,584	$ 10,093	$ -	$ 1,090,677	$ -
TexStar							
2021 Utility Improven	2021-000	3.67%	$ 4,270,340	$ 36,849	$ (1,190,612)	$ 3,116,576	$ -
2021 WFC Improven	2021-001	3.67%	$ 374,041	$ 3,431	$ (50,458)	$ 327,013	$ -
			$ 4,644,381	$ 40,280	$ (1,241,071)	$ 3,443,590	$ -
	Total Investments		**$ 10,583,514**	**$ 818,176**	**$ (2,254,845)**	**$ 9,146,845**	**$ 15,884**

For Twelve Months Ended September 30, 2026
100% of Fiscal Year Expired

Outstanding Debt

	Outstanding at 9/30/2026	Due 8/15/2027	Maturity Date
Governmental Activities:			
Certificate of Obligation 2021	$ 5,490,000	$ 195,000	2046
Business-Type Activities:			
GO Refunding Bond 2016	$ 375,000	$ 375,000	2027
Certificate of Obligation 2016	1,355,000	260,000	2031
Certificate of Obligation 2017	7,435,000	320,000	2042
Certificate of Obligation 2021	9,645,000	345,000	2046
	$ 18,810,000	$ 1,300,000	
Total	**$ 24,300,000**	**$ 1,495,000**	

Total Cash & Investments	**16,714,137**
Cash & Investments/Debt Ratio	**0.69**

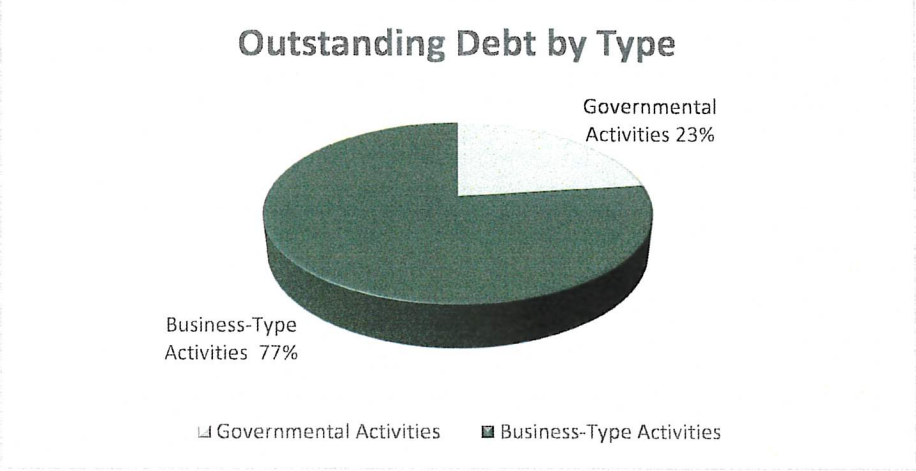

For Twelve Months Ended September 30, 2026
100% of Fiscal Year Expired

Tourism Fund Revenues & Expenditures

	FY 2026			FY 2025		
REVENUE SOURCE	BUDGET	YTD	%	BUDGET	YTD	%
Hotel Occupancy Tax						
Hotel Occupancy Tax	$ 850,000	$ 763,252	90%	$ 975,000	$ 745,677	76%
Other Income						
Interest Income	10,000	3,447	34%	16,000	9,712	61%
Total Income	**$ 860,000**	**$ 766,699**	89%	**$ 991,000**	**$ 755,389**	76%

	FY 2026			FY 2025		
EXPENDITURES BY DIVISION	BUDGET	YTD	%	BUDGET	YTD	%
Category A						
1 Principal	$ -	$ -		$ 100,000	$ 100,000	100%
Interest	-	-		4,000	4,000	100%
Paying Agent Fees	-	-		500	-	0%
Misc.	-	-		-	650	
Transfer to CBA Fund for Vistor Center	686,402	648,593	94%	680,368	680,368	100%
Transfer to CBA Construction	-	-		75,000	-	0%
Transfer to Discover Woodway	-	-		40,000	-	0%
Category C						
Tourism Advertising & Promotions	122,000	118,106	97%	150,000	142,035	95%
Total Expenditures	**$ 808,402**	**$ 766,699**	95%	**$ 1,049,868**	**$ 927,053**	88%

Notes:

1: **Principal—** Decrease in principal costs is due to the bond maturity in 2025. There were no outstanding bonds associated with tourism in 2026.

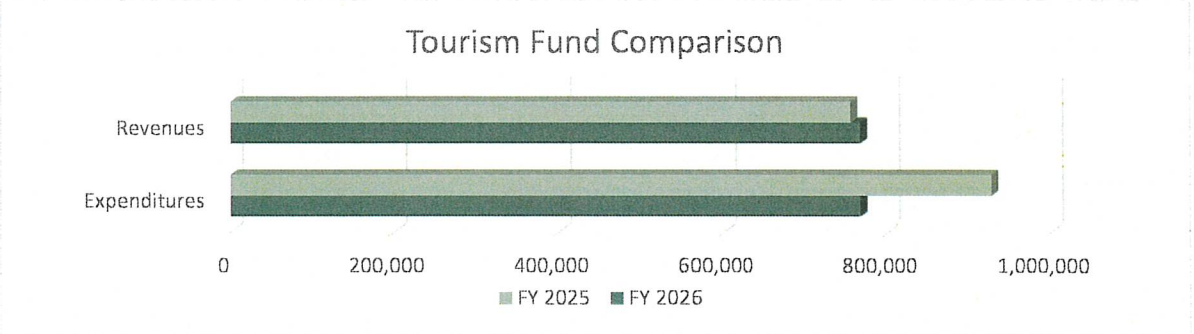

For Twelve Months Ended September 30, 2026
100% of Fiscal Year Expired

CBA Operations Revenues & Expenditures

	FY 2026			FY 2025		
REVENUE SOURCE	BUDGET	YTD	%	BUDGET	YTD	%
Arboretum Rentals	$ 200,000	$ 165,817	83%	$ 300,000	$ 164,900	55%
Transfer from Tourism Fund	686,402	648,593	94%	680,368	680,368	100%
Transfer from General Fund	181,451	287,718		-	-	
Interest Income	5,000	-	0%	4,998	-	0%
Total Income	**$ 1,072,853**	**$ 1,102,128**	103%	**$ 985,366**	**$ 845,268**	86%

	FY 2026			FY 2025		
EXPENDITURES BY DIVISION	BUDGET	YTD	%	BUDGET	YTD	%
Carleen Bright Arboretum	$ 479,622	$ 487,319	102%	$ 470,329	$ 452,747	96%
1 Pavilion	593,231	614,809	104%	515,037	557,268	108%
Total Expenditures	**$ 1,072,853**	**$ 1,102,128**	103%	**$ 985,366**	**$ 1,010,015**	103%

Notes:
1: **Pavilion —** The $57k increase in Pavilion is primarily attributed to an overall increase in budget in FY 26 specifically related to personnel and benefit expenses. Additionally, Pavilion incurred unanticipated water leak and HVAC repair costs near year-end.

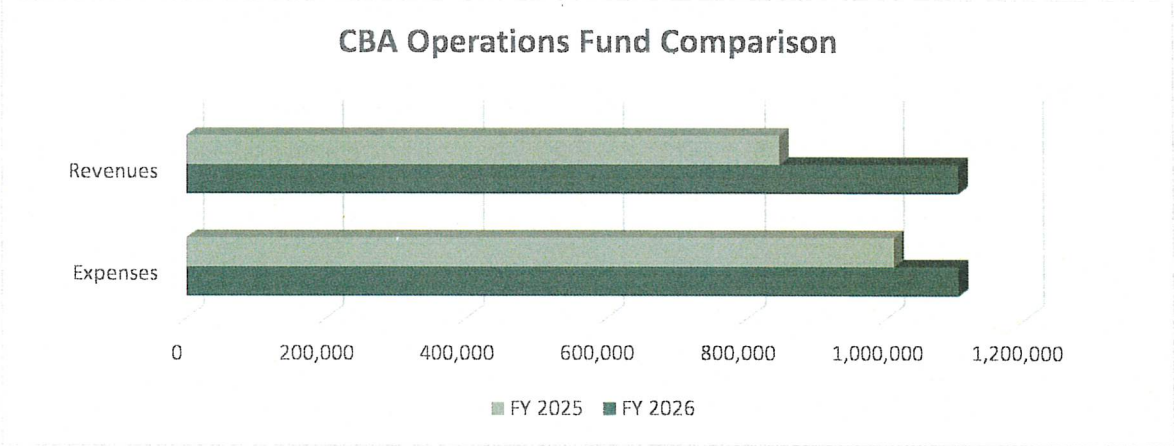

For Twelve Months Ended September 30, 2026
100% of Fiscal Year Expired

Capital Outlay

Completed Projects/Capital Outlay

Department	Description	Budget	Cost as of 9/30	(Over)/Under
PSD	Patrol vehicles & related equipment	232,305	232,013	292
PSD	Administrative vehicles & related equipment	83,850	79,030	4,820
PSD	Installment payment to replace pumper fire truck	432,752	432,752	-
Administration	Commuter Vehicle for trainings/local travel-Lease*	32,000	4,927	27,073
Streets	Grapple Bucket	25,000	19,000	6,000
Streets	Microsurfacing	400,000	388,359	11,641
Public Buildings	Replace City Hall Roof	32,600	40,464	(7,864)
Parks	Woodway Parks Road Maintenance	200,000	107,134	92,866
CBA	Pavilion Windows Phase 1	200,000	98,604	101,396
CBA	Splash Pad Rubber Surfacing	36,638	36,638	-
WFC	Old WFC Demolition	275,000	31,850	243,150
Water	Replace 2" Water Lines with 6" Water Lines	400,000	479,183	(79,183)
Water	Valve Machine	120,000	116,376	3,624
Water	Pickup Trucks-Lease*	120,000	14,200	105,800
Water	Tater Hill Storage Tank Painting	650,000	481,903	168,097
Wastewater	Mini Excavator	100,000	71,242	28,758
Wastewater	Root Control	30,000	27,261	2,739

*Budgeted amount is the capitalized price of the vehicle. Actual expenditures will be incurred over 60 months

Current Projects In Progress

Department	Description	Budget	Status	Estimated Completion
Streets	Woodway Sidewalk Project	1,310,292	In progress	Jan-27
Water	Acorn Pump Station Rehabilitation	1,500,000	In progress	TBD
Wastewater	Harbor Lift Station Assessment	45,000	In progress	Dec-26
Wastewater	Sewer Line Replacement Project	11,850,000	In progress	Dec-26

Projects to be scheduled/carried forward

Department	Description	Budget	Status	Estimated Completion
Water	Sugar Creek Water Line	50,000	Carryforward	TBD
CBA	Pavilion Windows Phase 2	101,396	Carryforward	TBD

Woodway City Council Minutes
October 26, 2026 – 5:30 PM

The Woodway City Council met in a regular meeting in the Donald J. Baker Council Chambers at Woodway City Hall, 922 Estates Drive, Woodway, Texas, on Monday, October 26, 2026, at 5:30 PM. The following individuals were in attendance:

Mayor:	Amine Qourzal
Mayor Pro Tem:	Storey Cook
Councilmembers:	Ken Sury, Dave Whitby, Kyle Kriegel,
Councilmembers Absent:	Janell Gilman, Meg Wallace
City Manager:	Adam Niolet
Assistant City Manager	Jennifer Rogers
City Secretary:	Kasia Redden, City Secretary
City Staff:	Steven Dvorak, Khalil El-Halabi, Todd Gill
Contract Staff:	David Shaw, City Attorney

Call Meeting to Order

Mayor Qourzal called the meeting to order at 5:31 p.m.

Invocation

1. Invocation

Councilmember Whitby gave the invocation.

2. Pledge of Allegiance

The Pledge of Allegiance was recited in unison.

Public Comment

3. The City Council invites citizens to address the Council on any matter, including items on the agenda, except public hearings that are included on the agenda. Comments related to Public Hearings will be heard when the specific hearing starts. Please limit your comments to 3 minutes per Resolution R-87-11. The Council is not permitted to take any action or discuss any item not listed on the agenda. When called to speak, please state your name and address, and if speaking on a specific agenda item, state the item before beginning your comments.

- Troy Glasson – Woodway resident – Highway 84 & other local corridors are becoming more littered, so something needs to be done to replace Goodwill agreement (provided a handout to Council members)

Items for Individual Discussion, Consideration, and/or Action

4. Discussion and consider action on approving a contract with Lockwood, Andrews, & Newnam

(LAN), Inc. for an amount not to exceed $126,805.00, to provide engineering services related to the design and construction of the Old McGregor Waterline Project, a budgeted capital project, and authorizing the City Manager to execute all documents in connection therewith

Councilmember Whitby made a motion, seconded by Mayor Pro Tem Cook, to open the discussion.

City Manager Adam Niolet provided a short introduction and background information, including a presentation slide with a map of the project area.

Councilmembers engaged in extended discussion and asked questions related to the project, including clarification on contract exclusions.

Mayor Pro Tem Cook made a motion, seconded by Councilmember Kriegel, to approve the contract and authorize the City Manager to execute any necessary documents. The motion carried unanimously by the members present.

Consent Agenda

The Consent Agenda consists of non-controversial, routine and budgeted items which require no public hearing. The Consent Agenda is subject to being approved with one single motion; however, the Mayor or any City Councilmember may remove any item from the Consent Agenda for separate discussion and consideration.

5. Discussion and consider action on minutes of the regular City Council meeting held October 19, 2026 at 5:30 p.m.

6. Discussion and consider action on Council Nominating Committee recommendations for appointments to fill one seat on the Planning & Zoning Commission, vacated by resignation, and one seat on the Parks & Recreation Commission, vacated by resignation, for the remainder of those respective terms

7. Consider action on consent agenda

There were no items pulled from the Consent Agenda. Councilmember Sury made a motion, seconded by Councilmember Whitby, that the Consent Agenda be approved as follows:

- Approve the minutes of the regular City Council meeting held October 19, 2026
- Approve the recommendations for appointment to vacant seats on Planning & Zoning and Parks & Recreation Commission

The motion carried unanimously by the members present.

City Manager and City Council Reports

8. City Manager's Report (Briefings or updates may be provided regarding City services, administrative/personnel matters, real estate/development, infrastructure, events, regulations, community and intergovernmental relations issues.)

- Staff preparing an update for upcoming agenda regarding proposed Old McGregor Road reconstruction project
- An email was sent to Council regarding the most recent update on the TASA

sidewalk project

- Question from Mayor regarding the concerns over litter – Adam and Jennifer Rogers provided an update on new contract. Mission Waco is the second firm staff has worked with and the contract is going through their legal department.

9. City Council Reports (Briefings or updates may be provided regarding City Council committee and liaison assignments.)

    - Councilmember Whitby – Parks & Recreation will meet Thursday, swear in their new appointee, and elect a new Chair to that vacant position. He will be working with them on improved communication with staff and Council to help them become more effective.

    - Councilmember Sury – Youth Commission will meet next Thursday. They had at least four members at Cops & Kids, which was very successful.

    - Councilmember Kriegel – Compliments on the execution of Cops & Kids

    - Mayor Qourzal – Vote for the pumpkins in the lobby – staff pumpkin painting contest.

Closing Item

10. Consider action on adjournment

    Councilmember Kriegel made a motion, seconded by Councilmember Whitby, that the meeting be adjourned. Mayor Qourzal adjourned the meeting at 6:00 p.m.

Kasia Redden, City Secretary

Amine Qourzal, Mayor

ITEM # 6

CITY COUNCIL AGENDA ITEM FORM

Meeting Date: November 09, 2026

Prepared By: Kasia Redden

Approved By: _____

☐ Presentation, Report and/or Discussion Only
☐ Public Hearing/Related Action
☐ Individual Discussion/Action
■ Consent
☐ Executive Session

Caption:

Discussion and consider action on Resolution R-26-17, setting the 2027 City Council meeting schedule

Background Information:

The Council's regular meeting schedule (second and fourth Monday) is reviewed annually to determine conflicts with holidays, spring break, etc. In addition, the Council typically cancels the second meeting in June and July as allowed by the Charter. The following schedule is presented for Council's consideration:

- January 11th and 25th *(No Monday holiday conflicts)*
- February 8th and 22nd *(No Monday holiday conflicts)*
- March 15th and 22nd *(No Monday holiday conflicts, however, as spring break conflicts with the regular meeting schedule, we recommend the Council meetings be held on the third and fourth Mondays to allow spring break traveling if desired)*
- April 12th and 26th *(No Monday holiday conflicts)*
- May 10th and 24th *(No Monday holiday conflicts)*
- June 14th *(No Monday holiday conflicts - June 28th meeting cancelled as allowed by City Charter)*
- July 12th *(No Monday holiday conflicts - July 26th meeting cancelled as allowed by City Charter)*
- August 9th and 23rd *(No Monday holiday conflicts)*
- September 13th and 27th *(No Monday holiday conflicts)*
- October 18th and 25th *(October 11th meeting moved to October 18th due to Columbus Day holiday)*
- November 8th - 5:30 p.m. and 6:00 p.m. *(No Monday holiday conflicts. The Council typically conducts two back-to-back meetings in November)*
- December 13th – 5:30 p.m. and 6:00 p.m. *(No Monday holiday conflicts. The Council typically conducts two back-to-back meetings in December)*

Per the City Charter, the Council must take formal action through a resolution, and the City Secretary shall publish the resolution in the official newspaper of the City (Waco Tribune-Herald).

Financial Impact:

Total of Proposed Expenditure: N/A
Amount Budgeted:
Account No.:
If not budgeted, other funding options:

Staff Recommendation:

Adopt Resolution R-26-17, setting the 2027 City Council meeting schedule.

RESOLUTION R-26-17

A RESOLUTION BY THE CITY COUNCIL OF THE CITY OF WOODWAY, TEXAS, SETTING THE 2027 WOODWAY CITY COUNCIL MEETING SCHEDULE

WHEREAS, Section 2.9, Article II, of the Charter of the City of Woodway, Texas, states that (1) the City Council shall hold at least two regular meetings in each month at a time to be fixed by it for such regular meetings, to be designated by resolution, which resolution shall be published at least one time following the adoption of the resolution, in the official newspaper of the City; and (2) the Council may, at its own election, hold one regular Council meeting per month for the months of June, July and August.

BE IT RESOLVED BY THE CITY COUNCIL OF THE CITY OF WOODWAY, TEXAS:

That the 2027 meeting schedule of the Woodway City Council will be as follows:

January 11 (5:30 p.m.)	July 12 (5:30 p.m.)
January 25 (5:30 p.m.)	August 9 (5:30 p.m.)
February 8 (5:30 p.m.)	August 23 (5:30 p.m.)
February 22 (5:30 p.m.)	September 13 (5:30 p.m.)
March 15 (5:30 p.m.)	September 27 (5:30 p.m.)
March 22 (5:30 p.m.)	October 18 (5:30 p.m.)
April 12 (5:30 p.m.)	October 25 (5:30 p.m.)
April 26 (5:30 p.m.)	November 8 (5:30 p.m.)
May 10 (5:30 p.m.)	November 8 (6:00 p.m.)
May 24 (5:30 p.m.)	December 13 (5:30 p.m.)
June 14 (5:30 p.m.)	December 13 (6:00 p.m.)

That the City Secretary is hereby authorized and directed to publish a copy of this resolution one time in the official newspaper of the City.

That it is hereby officially found and determined that the meeting at which this resolution is adopted was noticed and has been open to the public as required by law.

PASSED AND APPROVED this the 9th day of November 2026.

CITY OF WOODWAY, TEXAS

_____

Amine Qourzal, Mayor

ATTEST:

_____

Kasia Redden, City Secretary

ITEM # 7

CITY COUNCIL AGENDA ITEM FORM

Meeting Date: November 9, 2026

Prepared By: Kasia Redden

Approved By: _____

- ☐ Presentation, Report and/or Discussion Only
- ☐ Public Hearing/Related Action
- ☐ Individual Discussion/Action
- ■ Consent
- ☐ Executive Session

Caption: Discussion and consider action on consent agenda

Background Information:

The following items are included on the consent agenda:

5. Discussion and consider action on minutes of the regular City Council meeting held October 26, 2026, at 5:30 p.m.

6. Discussion and consider action on Resolution R-26-17, setting the 2027 City Council meeting schedule

Financial Impact: Please see individual items on consent agenda.

Staff Recommendation: Approve all items on the consent agenda, as presented.